

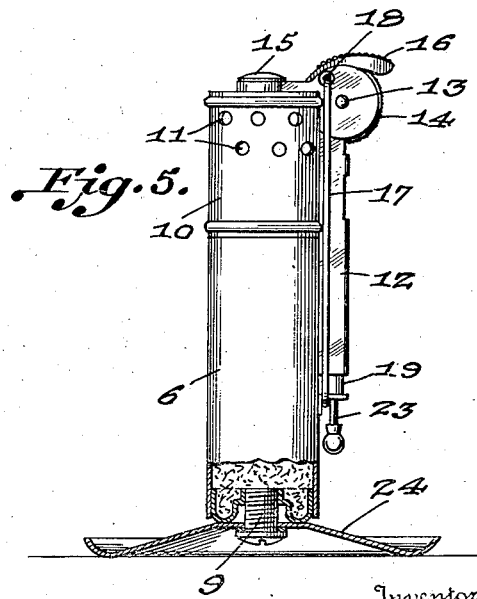
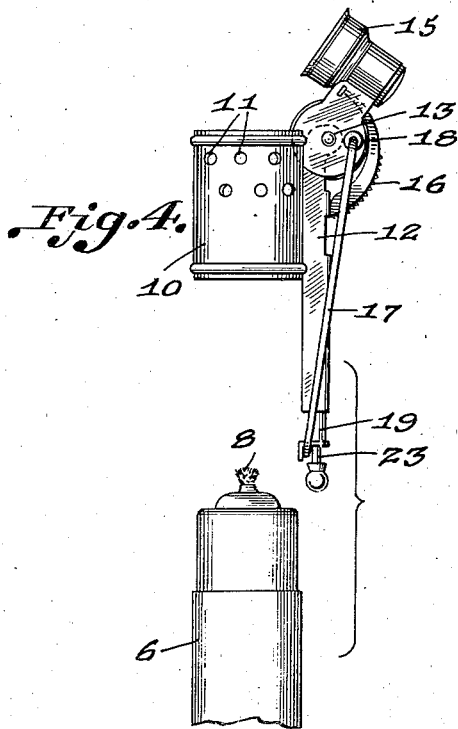
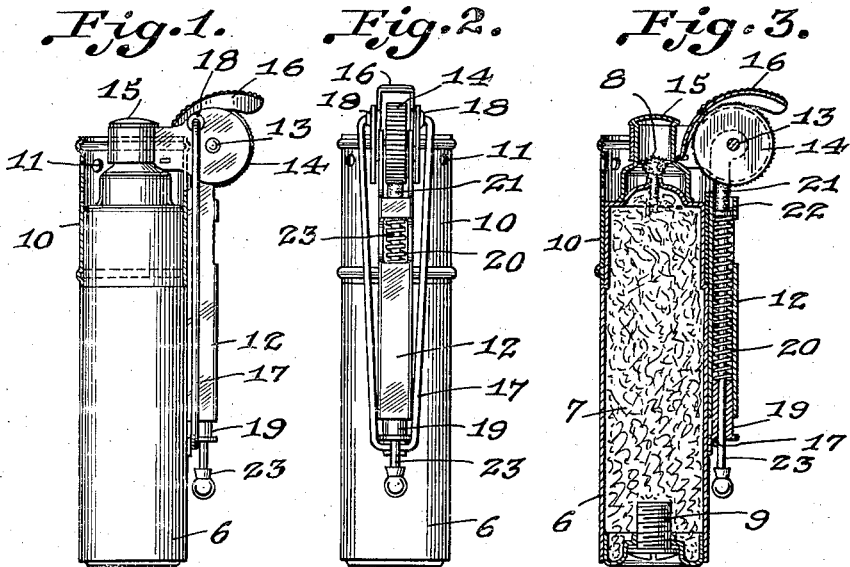
Jan. 7, 1936.

H. SILBERKNOPF

2,027,294

LIGHTER

Filed Oct. 2, 1934



Inventor  
Hans Silberknopf.

By James Atkins  
Attorney

# UNITED STATES PATENT OFFICE

2,027,294

LIGHTER

Hans Silberknopf, Vienna, Austria

Application October 2, 1934, Serial No. 746,557

2 Claims. (Cl. 67—7.1)

This invention relates to improvements in lighters and more especially to a novel lighter adapted for pipe, cigarette or cigar use.

One of the objects of the invention is to provide a lighter having a detachable cap which carries the sparking wheel so that the lighter may be readily used for pipe purposes when the cap is removed.

A further object is to furnish a lighter including a single spring which functions to force the pyrophoric stick toward the abrasive wheel and to hold the snuffer in closed or open position.

A still further object is to supply a lighter comprising a detachable base which may be readily secured to the lighter when it is desired to convert the latter into one of the table type.

With the foregoing objects outlined and with other objects in view which will appear as the description proceeds, the invention consists in the novel features hereinafter described in detail, illustrated in the accompanying drawing, and more particularly pointed out in the appended claims.

In the drawing,

Fig. 1 is a side elevation of the lighter with a portion of the cap in vertical section.

Fig. 2 is a rear elevation of the same.

Fig. 3 is a vertical sectional view.

Fig. 4 is a developed elevation to illustrate the manner in which the cap may be detached from the body of the lighter.

Fig. 5 is a side elevation partly in vertical section of the lighter and showing the same attached to its removable base.

Referring to the drawing, 6 indicates the body of the lighter containing a suitable absorbent 7 adapted to be saturated with a suitable fuel. A wick 8 projects from the top of the body, and the bottom of the latter has a screw-threaded port closed by a screw 9.

The body is preferably of cylindrical form and it carries a removable ring-shaped cap 10 provided with perforations 11.

A tube 12 is fixed at one side of the cap and supports the pivot pin 13 which carries the abrasive wheel 14 and the snuffer 15 which may be rotated by manipulating the handle 16.

The snuffer and abrasive wheel are normally held in the position shown in Figs. 1, 2, 3 and 5 by means of a yoke 17 which has its upper end pivotally connected to the snuffer as shown at 18, and its lower end extending beneath a piston 19. This piston is forced downwardly by a spring 20 arranged in the tube 12 and this spring also functions to hold the pyrophoric stick 21 in contact with the abrasive wheel 14.

The upper end of the spring engages an abutment 22 which is fixed at the upper end of a slidable rod 23 that may be manipulated to facilitate handling of the stick 21.

When the handle 16 is operated to rotate the abrasive wheel and lift the snuffer from the wick, the spring through the intermediary of the yoke 17 and piston 19, functions to hold the snuffer in open position as illustrated in Fig. 4.

After the device has been actuated to ignite the wick 8, the cap can be removed as shown in Fig. 4, and then the lighter may be employed for lighting a pipe. If the part shown in the upper portion of Fig. 4 were not removable, it would interfere with the use of the device as a pipe lighter.

In accordance with the invention, the screw 9 is not alone used to close the hole through which the fuel is admitted, but it is also employed for attaching a base 24 to the bottom of the lighter as shown in Fig. 5. This base preferably consists of a light metal disc of concavo-convex shape having an aperture at its center to receive the screw.

It is believed that the construction of the lighter and the advantages thereof may be readily understood from the foregoing description taken in connection with the accompanying drawing, and it is obvious that changes may be made in the details disclosed without departing from the spirit of the invention as expressed in the claims.

What I claim and desire to secure by Letters Patent is:

1. In a lighter, a tube, a combined snuffer and abrasive wheel pivotally mounted at the upper end of the tube, a handle for manipulating the snuffer and abrasive wheel, a spring in the tube, a pyrophoric stick urged toward the abrasive wheel by said spring, a piston forced in the opposite direction by the spring, and a yoke connecting the piston to said wheel for holding the snuffer in open or closed position.

2. A lighter comprising a body adapted to contain fuel and provided at its upper end with a wick, a cap removably secured to the upper end of the body, a tube supported by the cap exteriorly of the body, an abrasive wheel and a snuffer pivotally supported by the tube, a pyrophoric stick mounted in the tube for cooperation with the abrasive wheel, a yoke connected with the snuffer, and a spring in the tube for yieldably urging the pyrophoric stick into contact with the abrasive wheel and urging the yoke into a position to maintain the snuffer in open or closed position.

HANS SILBERKNOPF.